

Council tax support scheme consultation 2024-25

<https://haveyoursay.cheltenham.gov.uk/revenues-and-benefits/council-tax-support-scheme-consultation-2024-25>

This report was created on Tuesday 03 October 2023 at 08:27

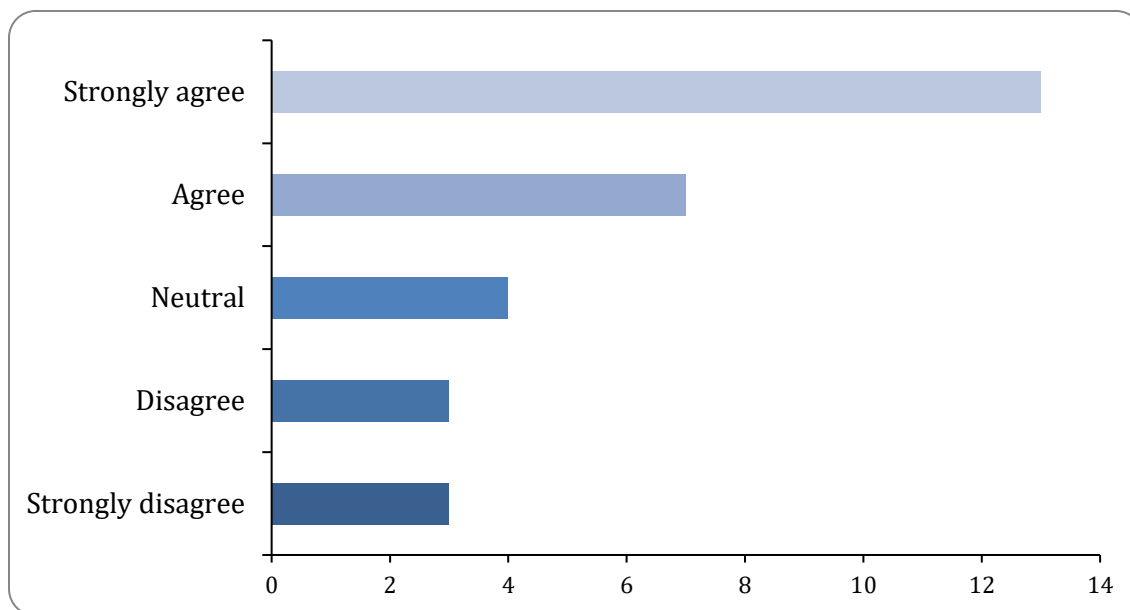
The activity ran from 22/08/2023 to 02/10/2023

Responses to this survey: **30**

1: Under the current scheme a person can receive 100% council tax support and does not have to make any contribution towards their council tax payments. Do you think that people should continue to receive 100% help towards their council tax?

Question 1

There were 30 responses to this part of the question.



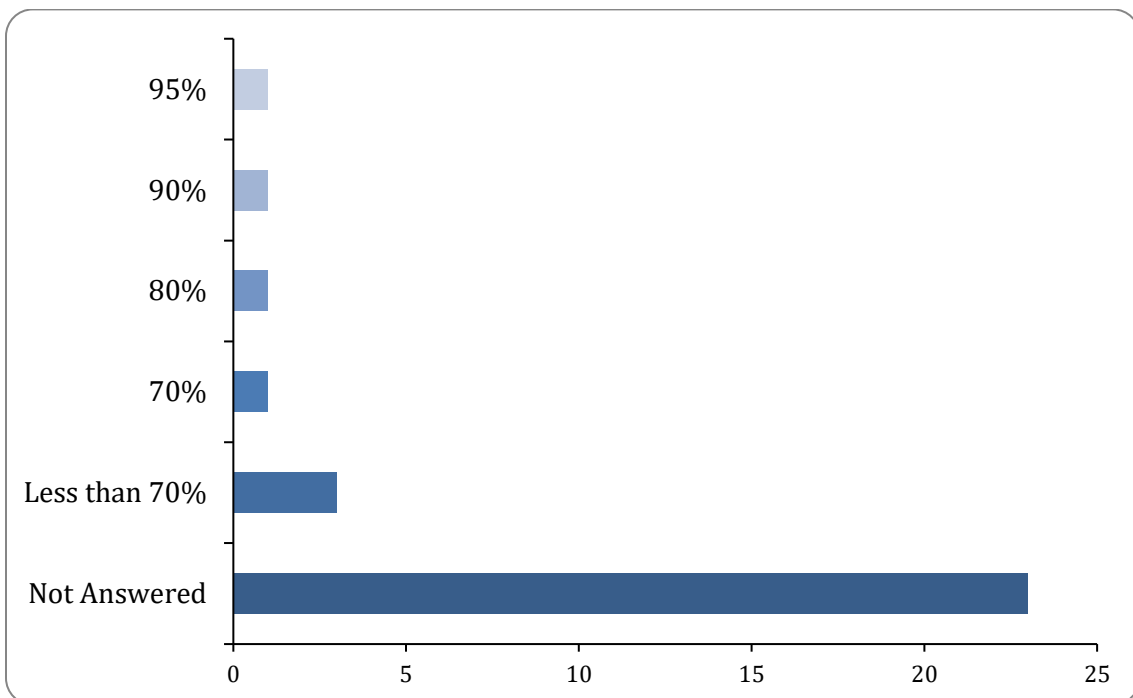
Option	Total	Percent
Strongly agree	13	43.33%
Agree	7	23.33%
Neutral	4	13.33%
Disagree	3	10.00%

Strongly disagree	3	10.00%
Not Answered	0	0.00%

2: If you disagree or strongly disagree at question 1, what do you think the maximum amount of help should be?

Question 2

There were 7 responses to this part of the question.

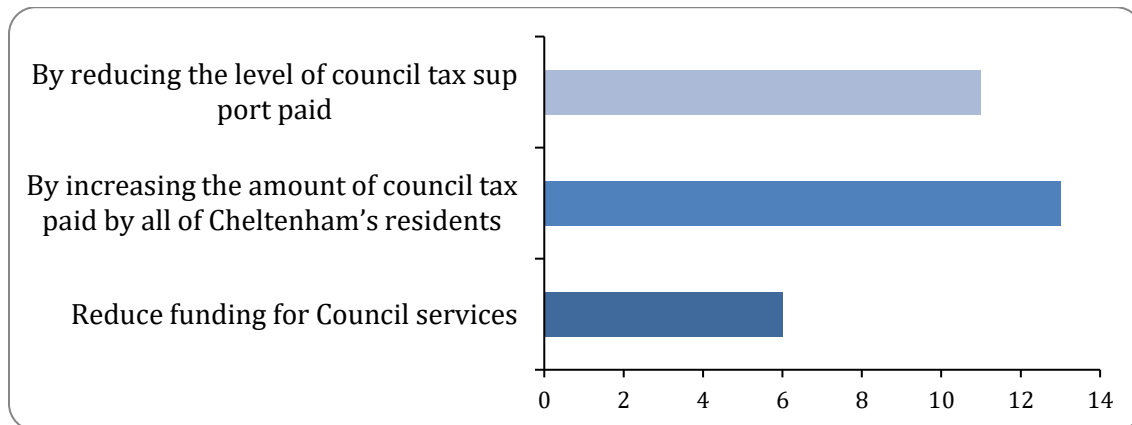


Option	Total	Percent
95%	1	3.33%
90%	1	3.33%
80%	1	3.33%
75%	0	0.00%
70%	1	3.33%
Less than 70%	3	10.00%
Not Answered	23	76.67%

3: How do you think the Council should continue to fund its council tax support scheme from April 2024?

Question 3

There were 30 responses to this part of the question.



Option	Total	Percent
By reducing the level of council tax support paid	11	36.67%
By increasing the amount of council tax paid by all of Cheltenham's residents	13	43.33%
Reduce funding for Council services	6	20.00%
Other - Please specify below	0	0.00%
Not Answered	0	0.00%

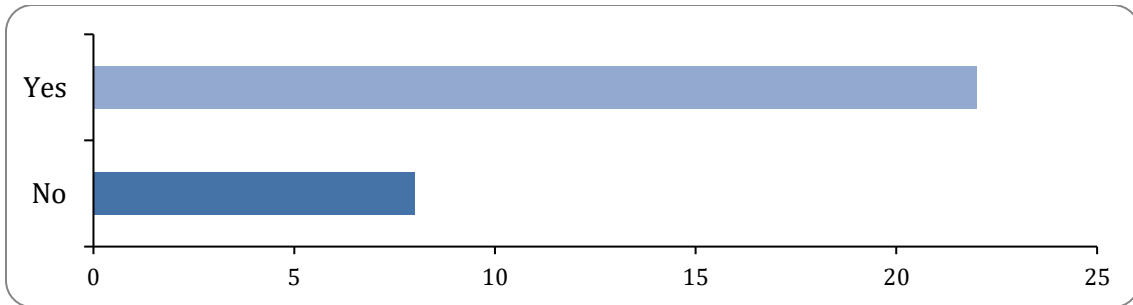
Other

There were 2 responses to this part of the question.

4: Are you a resident of the Cheltenham Borough area?

Question 4

There were 30 responses to this part of the question.

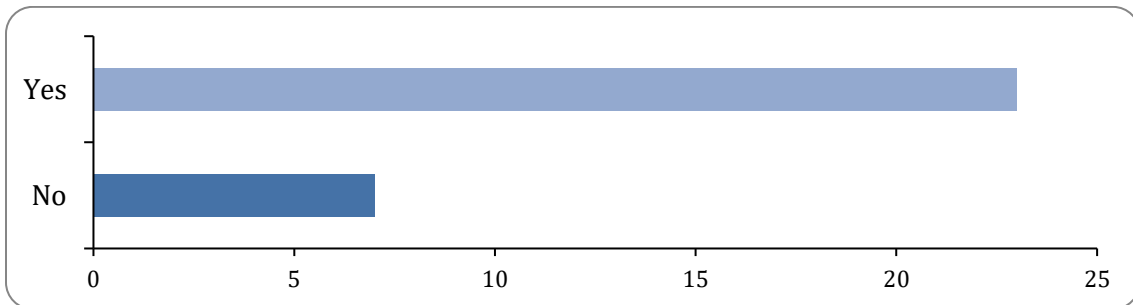


Option	Total	Percent
Yes	22	73.33%
No	8	26.67%
Not Answered	0	0.00%

5: Are you registered for council tax?

Question 5

There were 30 responses to this part of the question.

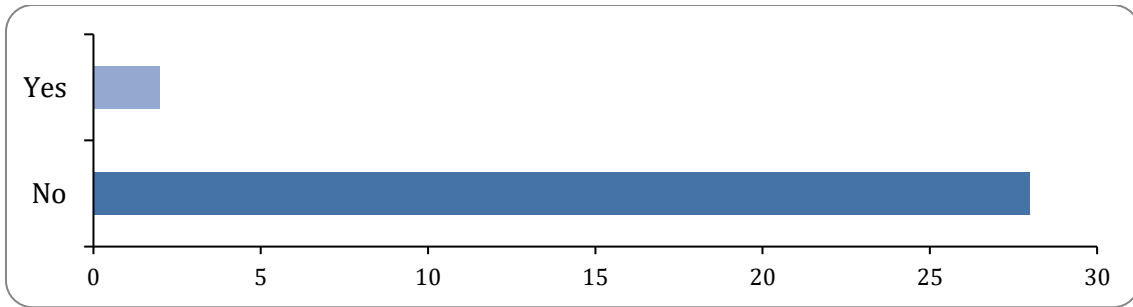


Option	Total	Percent
Yes	23	76.67%
No	7	23.33%
Not Answered	0	0.00%

6: Do you currently receive council tax support?

Question 6

There were 30 responses to this part of the question.

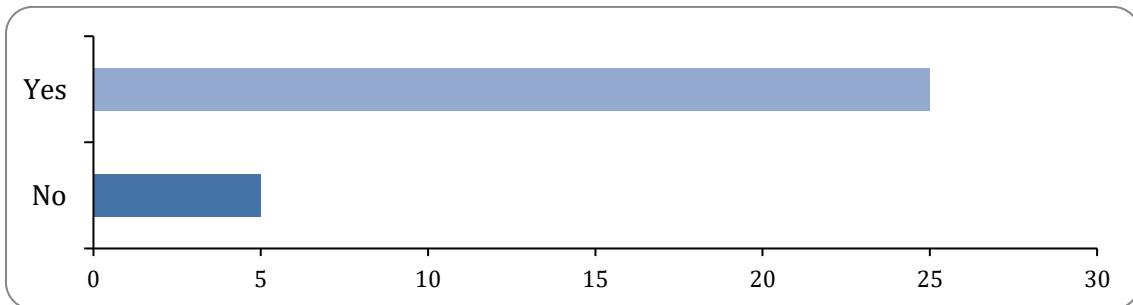


Option	Total	Percent
Yes	2	6.67%
No	28	93.33%
Not Answered	0	0.00%

7: Are you in employment?

Question 7

There were 30 responses to this part of the question.

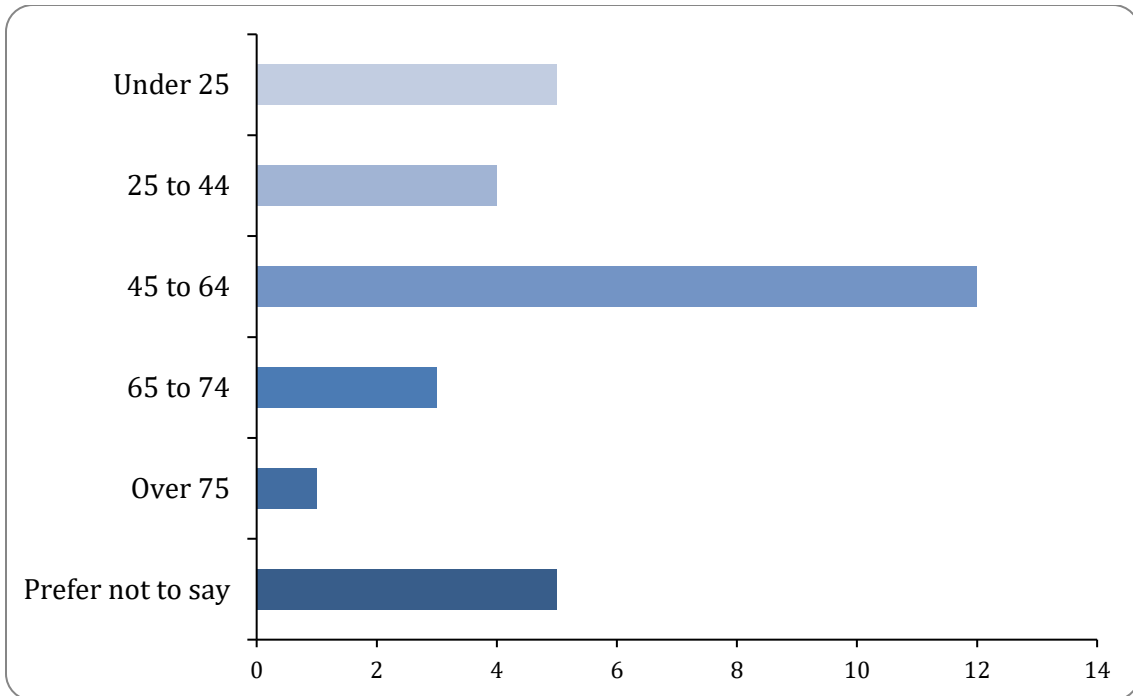


Option	Total	Percent
Yes	25	83.33%
No	5	16.67%
Not Answered	0	0.00%

8: What is your age group?

Question 7

There were 30 responses to this part of the question.



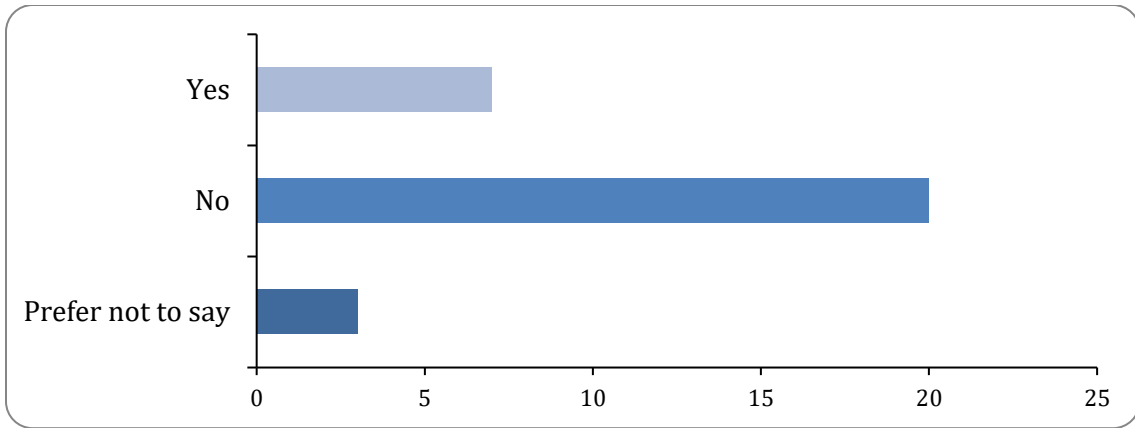
Option	Total	Percent
Under 25	5	16.67%
25 to 44	4	13.33%
45 to 64	12	40.00%
65 to 74	3	10.00%
Over 75	1	3.33%
Prefer not to say	5	16.67%
Not Answered	0	0.00%

9: Do you have a disability?

Question 10

There were 30 responses to this part of the question.

Cheltenham Borough Council



Option	Total	Percent
Yes	7	23.33%
No	20	66.67%
Prefer not to say	3	10.00%
Not Answered	0	0.00%