




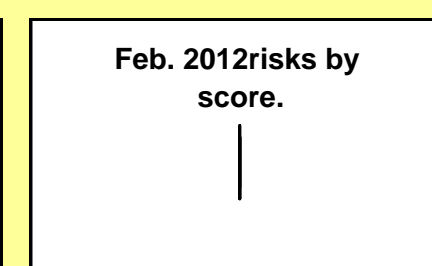
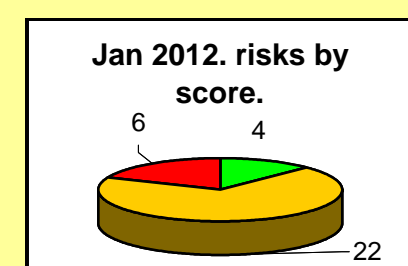


Cheltenham Borough Council Corporate Risk Register Dashboard 2010 - 2011

09/01/2012 12:31

Total number of Low Medium and High risks	Risk scores updated following SLT monitoring meeting											
	Jan-12	Feb-12	Mar-12	Apr-12	May-12	Jun-12	Jul-12	Aug-11	September	October	November	December
Risks scoring												
< than 7	4							1	1	No Review	3	4
> than 10 but < 16	22							24	24	No Review	20	21
> than 15 but < 25	6							5	7	No Review	7	5
Total number of open risks	32							30	32	0	30	30
Number of risks closed by SLT since 01/01/2011	28							21	21		25	27
Total number of risks on register	60							51	53	0	55	57



Total number of risks on target to meet deadline by score	Deadlines updated following monthly SLT monitoring meeting											
	Jan-12	Feb-12	Mar-12	Apr-12	May-12	Jun-12	Jul-12	August	September	October	November	December
Low Risks												
< than 7 on deadline	4							1	1	No Review	3	4
< than 7 may not meet deadline	0							0	0	No Review	0	0
< than 7 will not meet deadline	0							0	0	No Review	0	0
Medium risks												
> than 10 but < 16 will meet deadline	19							21	20	No Review	16	15
> than 10 but < 16 may not meet deadline	3							3	4	No Review	4	4
> than 10 but < 16 will not meet deadline	0							0	0	No Review	0	0
High risks												
>than 15 but < 25 will meet deadline.	6							5	7	No Review	7	5
< than 15 may not meet deadline	0							0	0	No Review	0	0
>than 15 but < 25 will not meet deadline.	0							0	0	No Review	0	0
Total number with deadline indicator	32							30	32	0	30	28