

Audit Progress Report and Sector Update

Cheltenham Borough Council
Year ending 31 March 2018

April 2018



Contents

Section	Page
Introduction	3
Progress at April 2018	4
Audit Deliverables	5
Results of Interim Audit Work	6
Sector Update	9
Links	19

Introduction



Barrie Morris
Engagement Lead

T 0117 305 7708
M 07771 976684
E Barrie.Morris@uk.gt.com



Sophie Morgan
Engagement Manager

T 0117 305 7757
M 07810 500300
E Sophie.J.Morgan@uk.gt.com



Scott Corboy
Assistant Manager

T 0117 305 7616
E Scott.F.Corboy@uk.gt.com

This paper provides the Audit Committee with a report on progress in delivering our responsibilities as your external auditors.

The paper also includes:

- a summary of emerging national issues and developments that may be relevant to your council and
- includes a number of challenge questions in respect of these emerging issues which the Committee may wish to consider (these are a tool to use, if helpful, rather than formal questions requiring responses for audit purposes)

Members of the Audit Committee can find further useful material on our website where we have a section dedicated to our work in the public sector. Here you can download copies of our publications. Click on the Grant Thornton logo to be directed to the website.

If you would like further information on any items in this briefing, or would like to register with Grant Thornton to receive regular email updates on issues that are of interest to you, please contact either your Engagement Lead or Engagement Manager.



Progress at April 2018

Financial Statements Audit

We have started planning for the 2017/18 financial statements audit and we have issued a detailed audit plan, setting out our proposed approach to the audit of the Council's 2017/18 financial statements.

We commenced our interim audit on 22 January 2018. Our interim fieldwork visit included:

- Updated review of the Council's control environment
- Updated understanding of financial systems
- Review of Internal Audit reports on core financial systems
- Early work on emerging accounting issues
- Early substantive testing

The findings from our interim audit are summarised at pages 6 to 8.

The statutory deadline for the issue of the 2017/18 opinion is brought forward by two months to 31 July 2018. We are discussing our plan and timetable with officers.

The final accounts audit is due to begin on the 18 June with findings reported to you in the Audit Findings Report by the earlier deadline of July 2018.

Value for Money

The scope of our work is set out in the guidance issued by the National Audit Office. The Code requires auditors to satisfy themselves that; "the Council has made proper arrangements for securing economy, efficiency and effectiveness in its use of resources".

The guidance confirmed the overall criterion as: "in all significant respects, the audited body had proper arrangements to ensure it took properly informed decisions and deployed resources to achieve planned and sustainable outcomes for taxpayers and local people".

The three sub criteria for assessment to be able to give a conclusion overall are:

- Informed decision making
- Sustainable resource deployment
- Working with partners and other third parties

We made our initial risk assessment to determine our approach in December 2017 and report this to you in our Audit Plan in April 2018.

We will report our work in the Audit Findings Report and give our Value For Money Conclusion by the deadline in July 2018.

Other areas

Certification of claims and returns

We are required to certify the Council's annual Housing Benefit Subsidy claim in accordance with procedures agreed with the Department for Work and Pensions. This certification work for the 2017/18 claim will be concluded by November 2018.

We are in discussion with the Council about any additional work required on Housing Subsidy claimed in prior years following recent correspondence with the DWP.

The results of the certification work are reported to you in our certification letter.

Meetings

We met with Finance Officers as part of our quarterly liaison meetings in March 2018 and continue to be in discussions with finance staff regarding emerging developments and to ensure the audit process is smooth and effective. We also meet with your Chief Executive to discuss the Council's strategic priorities and plans.

Events

We provide a range of workshops, along with network events for members and publications to support the Council. Further details of the publications that may be of interest to the Council are set out in our Sector Update section of this report. Our last Local Government Chief Accountant workshop was held on 2 February 2018.

Audit Deliverables

2017/18 Deliverables	Planned Date	Status
Fee Letter Confirming audit fee for 2017/18.	June 2017	Complete
Accounts Audit Plan We are required to issue a detailed accounts audit plan to the Audit Committee setting out our proposed approach in order to give an opinion on the Council's 2017-18 financial statements.	January 2018	To be presented
Interim Audit Findings We will report to you the findings from our interim audit and our initial value for money risk assessment within our Progress Report.	April 2018	To be presented
Audit Findings Report The Audit Findings Report will be reported to the July Audit Committee.	July 2018	Not yet due
Auditors Report This is the opinion on your financial statement, annual governance statement and value for money conclusion.	July 2018	Not yet due
Annual Audit Letter This letter communicates the key issues arising from our work.	September 2018	Not yet due
Annual Certification Letter This letter reports any matters arising from our certification work carried out under the PSAA contract.	December 2018	Not yet due

Results of Interim Audit Work

The findings of our interim audit work, and the impact of our findings on the accounts audit approach, are summarised in the table below:

	Work performed	Conclusions and recommendations
Internal audit	<p>We have completed a high level review of internal audit's overall arrangements. Our work has not identified any issues which we wish to bring to your attention.</p> <p>We have also reviewed internal audit's work on the Council's key financial systems to date. We have not identified any significant weaknesses impacting on our responsibilities.</p>	<p>Overall, we have concluded that the internal audit service provides an independent and satisfactory service to the Council and that internal audit work contributes to an effective internal control environment.</p> <p>Our review of internal audit work has not identified any weaknesses which impact on our audit approach.</p>
Entity level controls	<p>We have obtained an understanding of the overall control environment relevant to the preparation of the financial statements including:</p> <ul style="list-style-type: none">• Communication and enforcement of integrity and ethical values• Commitment to competence• Participation by those charged with governance• Management's philosophy and operating style• Organisational structure• Assignment of authority and responsibility• Human resource policies and practices	<p>Our work has identified no material weaknesses which are likely to adversely impact on the Council's financial statements.</p>

	Work performed	Conclusions and recommendations
Review of information technology controls	Our information systems specialist will perform a high level review of the general IT control environment, as part of the overall review of the internal controls system.	Conclusions and any recommendations resulting from the review of information technology controls will be communicated to the Audit Committee via the Audit Findings Report.
Walkthrough testing	<p>We have completed walkthrough tests of the Council's controls operating in areas where we consider that there is a risk of material misstatement to the financial statements. These areas included property, plant and equipment, employee remuneration, and operating expenditure.</p> <p>We will undertake a walkthrough of the pension liability system during the final audit.</p> <p>Our work has not identified any issues which we wish to bring to your attention. Internal controls have been implemented by the Council in accordance with our documented understanding.</p>	<p>Our work has not identified any weaknesses which impact on our audit approach.</p> <p>We will report on the results of the pension liability system during the final audit.</p>
Journal entry controls	<p>We have reviewed the Council's journal entry policies and procedures as part of determining our journal entry testing strategy and have not identified any material weaknesses which are likely to adversely impact on the Council's control environment or financial statements.</p> <p>We will undertake detailed testing of journal entries during the final audit.</p>	No issues have been identified that we wish to highlight for your attention.

	Work performed	Conclusions and recommendations
Early substantive testing	<p>We have undertaken substantive testing for months 1-9 on the following areas:</p> <ul style="list-style-type: none"> • Employee remuneration • Other fees & charges • Grant revenues 	<p>No issues have been identified that we wish to highlight for your attention.</p>

Sector Update

Local government finances are at a tipping point. Councils are tackling a continuing drive to achieve greater efficiency in the delivery of public services, whilst facing the challenges to address rising demand, ongoing budget pressures and social inequality.

Our sector update provides you with an up to date summary of emerging national issues and developments to support you. We cover areas which may have an impact on your organisation, the wider NHS and the public sector as a whole. Links are provided to the detailed report/briefing to allow you to delve further and find out more.

Our public sector team at Grant Thornton also undertake research on service and technical issues. We will bring you the latest research publications in this update. We also include areas of potential interest to start conversations within the organisation and with audit committee members, as well as any accounting and regulatory updates.

- **Grant Thornton Publications**
- **Insights from local government sector specialists**
- **Reports of interest**
- **Accounting and regulatory updates**

More information can be found on our dedicated public sector and local government sections on the Grant Thornton website

Financial sustainability of local authorities 2018

This National Audit Office report reviews financial sustainability across Local Government and examines whether the MHCLG, along with other departments with responsibility for local services, understands the impact of funding reductions on the financial and service sustainability of local authorities.

The report concludes that current pattern of growing overspends on services and dwindling reserves exhibited by an increasing number of authorities is not sustainable over the medium term. The financial future for many authorities is less certain than in 2014, when the NAO last looked at financial sustainability. It also notes that the financial uncertainty created by delayed reform to the local government financial system risks longer-term value for money.

The NAO's view is that the sector has done well to manage substantial funding reductions since 2010-11, but financial pressure has increased markedly since the 2014 review. Services other than adult social care are continuing to face reducing funding despite anticipated increases in council tax. Local authorities face a range of new demand and cost pressures while their statutory obligations have not been reduced. Non-social-care budgets have already been reduced substantially, so many authorities have less room for manoeuvre in finding further savings. The scope for local discretion in service provision is also eroding even as local authorities strive to generate alternative income streams.

Key findings include:

Financial resilience varies between authorities, with some having substantially lower reserves levels than others. Levels of total reserves in social care authorities as a whole are higher now than in 2010-11. However, there is variation in individual authorities' ability to build up their reserves and differences in the rate at which they have begun to draw them down. Some 10.6% of single-tier and county councils would have the equivalent of less than three years' worth of total reserves (earmarked and unallocated combined) left if they continued to use their reserves at the rate they did in 2016-17.

A section 114 notice has been issued at one authority, which indicates that it is at risk of failing to balance its books in this financial year. In February 2018, the statutory financial officer for Northamptonshire County Council issued a section 114 notice, indicating that it was at risk of spending more in the financial year than the resources it has available, which would be unlawful.

MHCLG's work to assess the sector's funding requirements as part of the 2015 Spending Review was better than the work it undertook for the 2013 Spending Review. The Department's advice to ministers in 2015 drew on a more comprehensive evidence base, including data returns from 12 departments.

The government has announced multiple short-term funding initiatives in recent years and does not have a long-term funding plan for local authorities. In 2016-17, the Department offered a four-year settlement to all authorities to enable better financial planning. However, there have been many changes to funding streams outside this core offer. The funding landscape following the 2015 Spending Review has been characterised by one-off and short-term funding initiatives.

There is also uncertainty over the long-term financial plan for the sector. The absolute scale of future funding is unknown until the completion of the next Spending Review. The government has confirmed its intention to implement the results of the Fair Funding Review in 2020-21 and to allow local authorities to retain 75% of business rates. However, the implications of these changes are not yet clear.

There is a lack of ongoing coordinated monitoring of the impact of funding reductions across the full range of local authority services.

49.1%


real-terms reduction in government funding for local authorities, 2010-11 to 2017-18

28.6%

real-terms reduction in local authorities' spending power (government funding plus council tax), 2010-11 to 2017-18

1

number of authorities since 2010-11 where a section 114 notice has been issued that indicates they are at risk of spending more than the resources they have available



Public Sector Audit Appointments: Report on the results of auditors' work 2016/17

This is the third report on the results of auditors' work at local government bodies published by PSAA. It summarises the results of auditors' work at 497 principal bodies and 9,752 small bodies for 2016/17. The report covers the timeliness and quality of financial reporting, auditors' local value for money work, and the extent to which auditors used their statutory reporting powers.


The timeliness and quality of financial reporting for 2016/17, as reported by auditors, remained broadly consistent with the previous year for both principal and small bodies. Compared with 2015/16, the number of principal bodies that received an unqualified audit opinion by 31 July showed an encouraging increase. 83 principal bodies (17 per cent) received an unqualified opinion on their accounts by the end of July compared with 49 (10 per cent) for 2015/16. These bodies appear to be well positioned to meet the earlier statutory accounts publication timetable that will apply for 2017/18 accounts.

Less positively, the proportion of principal bodies where the auditor was unable to issue the opinion by 30 September increased compared to 2015/16. Auditors at 92 per cent of councils (331 out of 357) were able to issue the opinion on the accounts by 30 September 2017, compared to 96 per cent for the previous year. This is a disappointing development in the context of the challenging new reporting timetable from 2017/18. All police bodies, 29 out of 30 fire and rescue authorities and all other local government bodies received their audit opinions by 30 September 2017.

The number of qualified conclusions on value for money arrangements has remained relatively constant at 7 per cent (30 councils, 2 fire and rescue authorities and 1 other local government body) compared to 8 per cent for 2015/16. The most common reasons for auditors issuing non-standard conclusions on the 2016/17 accounts were:

- the impact of issues identified in the reports of statutory inspectorates;
- corporate governance issues; and
- financial sustainability.

The latest results of auditors' work on the financial year to 31 March 2017 show a solid position for the majority of principal local government bodies. Generally, high standards of financial reporting are being maintained despite the financial and service delivery challenges currently facing local government.



Changes to the prudential framework of capital finance

The Ministry of Housing Communities and Local Government has updated the Local Authority Investments Guidance and the Minimum Revenue following its publication of consultation responses on 2 February 2018.

A total of 213 consultation responses were received by the MHCLG by the 22 December 2017 deadline from across local government. Following consideration of the responses the Government has:

- made some technical changes to the Investments Guidance and MRP Guidance
- amended proposals relating to useful economic lives of assets
- implemented the Investments Guidance for 2018-19, but allowed flexibility on when the additional disclosure first need to be presented to full Council
- deferred implementation of MRP Guidance to 2019-20 apart from the guidance “Changing methods for calculating MRP”, which applies from 1 April 2018.

Key changes are noted below.

Statutory Guidance on Local Authority Investments

Transparency and democratic accountability – the revised guidance retains the requirement for an Investment Strategy to be prepared at least annually and introduces some additional disclosures to improve transparency. However, as the changes to the CIPFA Prudential Code include a new requirement for local authorities to prepare a Capital Strategy, the revised guidance allows the matters required to be disclosed in the Investment Strategy to be disclosed in the Capital Strategy.

Principle of contribution – the consultation sought views on the introduction of a new principle requiring local authorities to disclose the contribution that non-core investments make towards core functions. Authorities’ core objectives include ‘service delivery objectives and/or placemaking role.’ This clarification has been made to recognise the fact that local authorities have a key role in facilitating the long term regeneration and economic growth of their local areas and that they may want to hold long term investments to facilitate this.

Introduction of a concept of proportionality – the Government is concerned that some local authorities may become overly dependent on commercial income as a source of revenue for delivering statutory services. The consultation sought views on requiring local authorities to disclose their dependence on commercial income to deliver statutory services and the amount of borrowing that has been committed to generate that income. A majority of respondents supported the introduction of a concept of proportionality, recognising the importance that local authorities make decisions based on an understanding of the overall risk that they face.

Borrowing in advance of need – by bringing non-financial investments (held primarily or partially to generate a profit) within the scope of the Investments Guidance, the consultation proposals made it clear that borrowing to fund acquisition of non-financial assets solely to generate a profit is not prudential. The Investment Guidance requires local authorities who have borrowed in advance of need solely to generate a profit to explain why they have chosen to disregard statutory guidance. It is also important to note that nothing in the Investment Guidance or the Prudential Code overrides statute, and local authorities will still need to consider whether any novel transaction is lawful by reference to legislation.


Minimum Revenue Provision Guidance

The consultation sought views on proposals to update the guidance relating to MRP to ensure local authorities are making prudent provision for the repayment of debt.

Meaning of a charge to the revenue account – the Government does not believe that crediting the revenue account is either prudent or within the spirit of the approach set out in the relevant Regulations. For this reason a charge to the account should not be a negative charge.

Impact of changing methods of calculating MRP – the Government does not expect any local authority to recalculate MRP charged in prior years due to the proposed changes in methodology.

Introduction of a maximum economic life of assets – the consultation sought views on setting a maximum useful economic life of 50 years for freehold land and 40 years for other assets. The MRP Guidance will set a maximum life of 50 years, but allow local authorities to exceed this where the related debt is PFI debt with a longer term than 50 years, or where a local authority has an opinion from an appropriately qualified person that an operational asset will deliver benefits for more than 50 years.



Changes to capital finance framework

Challenge question:

Has your Section 151 Officer briefed members on the impact of the changes to the prudential framework of capital finance?

CIPFA publications - The Prudential Code and Treasury Management Code

CIPFA have published an updated 'Prudential Code for Capital Finance in Local Authorities'. Key developments include the introduction of more contextual reporting through the requirement to produce a capital strategy along with streamlined indicators.

The framework established by the Prudential Code should support local strategic planning, local asset management planning and proper option appraisal. The objectives of the Prudential Code are to ensure, within this clear framework, that the capital investment plans of local authorities are affordable, prudent and sustainable.

Local authorities are required by regulation to have regard to the Prudential Code when carrying out their duties in England and Wales under Part 1 of the Local Government Act 2003, in Scotland under Part 7 of the Local Government in Scotland Act 2003, and in Northern Ireland under Part 1 of the Local Government Finance Act (Northern Ireland) 2011.

Since the Prudential Code was last updated in 2011, the landscape for public service delivery has changed significantly following the sustained period of reduced public spending and the developing localism agenda. It reflects the increasing diversity in the sector and new structures, whilst providing for streamlined reporting and indicators to encourage better understanding of local circumstances and improve decision making.

The introduction of a capital strategy allows individual local authorities to give greater weight to local circumstances and explain their approach to borrowing and investment. The Code is available in hard copy and online.



CIPFA have also published an updated Treasury Management in the Public Services: Code of Practice and Cross-Sectoral Guidance Notes. The Code provides a framework for effective treasury management in public sector organisations.

The Code defines treasury management as follows:

The management of the organisation's investments and cash flows, its banking, money market and capital market transactions; the effective control of the risks associated with those activities; and the pursuit of optimum performance consistent with those risks.

It is primarily designed for the use of local authorities (including police and crime commissioners and fire authorities), providers of social housing, higher and further education institutions, and the NHS. Local authorities in England, Scotland and Wales are required to 'have regard' to the Code.

Since the last edition of the TM Code was published in 2011, the landscape for public service delivery has changed significantly following the sustained period of reduced public spending and the developing localism agenda.

There are significant treasury management portfolios within the public services, for example, as at 31 March 2016, UK local authorities had outstanding borrowing of £88bn and investments of £32bn

.The Code is available in hard copy and online.

CIPFA Publication

Challenge question:

Has your Section 151 Officer briefed members on the impact of the changes to the prudential code?

The adult social care workforce in England

This National Audit Office report considers the Department of Health & Social Care's role in overseeing the adult social care workforce and assesses whether the size and structure of the care workforce are adequate to meet users' needs for care now, and in the future, in the face of financial challenges and a competitive labour market.

The Department of Health and Social Care is not doing enough to support a sustainable social care workforce. The number of people working in care is not meeting the country's growing care demands and unmet care needs are increasing, according to the report. While many people working in care find it rewarding, there is widespread agreement that workers feel undervalued and there are limited opportunities for career progression, particularly compared with similar roles in health. In 2016-17, around half of care workers were paid £7.50 per hour or below (the National Living Wage was £7.20 in 2016-17), equivalent to £14,625 annually. This, along with tough working conditions and a poor image, prevents workers from joining and remaining in the sector.


There are around 1.34 million jobs in the adult social care sector in England, across more than 20,300 organisations. The turnover rate of care staff has been increasing since 2012-13 and in 2016-17 reached 27.8%. The vacancy rate in 2016-17 for jobs across social care was 6.6%, which was well above the national average of 2.5%-2.7%. However, demographic trends suggest that demand for care will continue to increase and people's care needs will continue to become more complex. To meet these challenges, the Department estimates that the workforce will need to grow by 2.6% every year until 2035.

The social care market is operating in challenging circumstances. Care providers, already under financial pressures, are struggling to recruit and retain workers and are incurring additional costs as a result. Local authorities spent 5.3% less on care in 2016-17 compared with 2010-11, and spending is expected to reduce further over the next two years due to continued government funding cuts and increased financial pressures on local authorities. Uncertainty over funding is limiting local authorities' ability to plan future spending on care.

The Department cannot demonstrate that the sector is sustainably funded, which impacts workforce planning. Around 65% of independent providers' income comes from local authority-arranged care. The vast majority of local authorities are paying fees to homecare providers that are below the recommended minimum price for care, putting providers in financial difficulties. Furthermore, local authorities are not paying the full cost for care home placements. If this continues, there is a risk providers will not continue to invest in areas where there are high proportions of people receiving local authority funded care.

The Department has no national strategy to address this workforce challenge and key commitments it has made to help make the sector more attractive, through enhanced training and career development, have not been followed through. Furthermore, the NAO has not found any evidence that the Department is overseeing workforce planning by local authorities and local health and care partnerships, which commission care, to help with the challenge. Without a national strategy to align to, few local areas have detailed plans for sustaining the care workforce.

The NAO has recommended that the Department produces a robust national workforce strategy with the support of the Ministry of Housing, Communities and Local Government and that it encourages local and regional bodies to align their own plans to it. The Department also needs to invest more to enable commissioners to set appropriate fees for providers, so they can pay staff adequately and afford to offer career development and training opportunities.



Overview of the General Data Protection Regulation (GDPR)

What is it?

The GDPR is the most significant development in data protection for 20 years. It introduces new rights for individuals and new obligations for public and private sector organisations.

What's next?

Many public sector organisations have already developed strategic plans to implement the GDPR, which require policy, operational, governance and technology changes to ensure compliance by 25th May 2018.

How will this affect you?

- ✓ All organisations that process personal data will be affected by the GDPR.
- ✓ The definition of 'personal data' has been clarified to include any data that can identify a living individual, either directly or indirectly. Various unique personal identifiers (including online cookies and IP addresses) will fall within the scope of personal data

What organisations need to do by May 2018

- ✓ Local government organisations need to be able to provide evidence of completion of their GDPR work to internal and external stakeholders, to internal audit and to regulators.
- ✓ New policies and procedures need to be fully signed off and operational.

Organisation Accountability

- Organisations must document their assurance procedures, and make them available to regulators
- Some organisations need to designate a Data Protection Officer, who has expert knowledge of data protection law

Notifications and Rights

- Organisations must notify significant data breaches to regulators within 72 hours
- Organisations must explain to individuals what their rights over their personal information are and how it is being processed and protected

Claims and Fines

- For the most serious data breaches, privacy regulators can impose penalties of up to €20 million on public sector organisations,
- Individuals and representative organisations can claim compensation for infringements of data protection law

Questions for your organisation:

- Can your organisation erase personal data effectively?
- Have you appointed a Data Protection Officer if required to have one?
- How will your organisation ensure citizens know how their data is being used and whether it's being shared with other organisations?

Commercial Healthcheck: commercial investments and governance

Our latest healthcheck report was launched at CIPFA's Income Generation Summit in November. It is part of our 'The Income Spectrum' series, giving leaders of local government and public services insights into why and how local authorities are changing their approach to commercialisation, some of the related governance and risk management issues, and the latest innovation trends with case studies ranging from Angus and Luton to Oldham and Stirling.

The research shows that councils need to do more than simply adhere to the drafted rules to ensure an approach to commercialisation that balances outcomes and risks. The report therefore also includes a healthcheck diagnostic tool designed to give local government leaders extra comfort and confidence that they are pursuing a suitably balanced approach

Governance of commercial commitments is key to building confidence in the path to financial sustainability. The CIPFA code is the sector's primary rule book for treasury management and is expected to place a stronger emphasis on how councils will balance security, liquidity and return.

Key findings from the report include:

- While property has tended to be the focus, it is just one of a number of areas of activity. In the past year, borrowing includes £4.8 billion on bonds and commercial paper, and investment includes £7 billion in inter-authority lending (Investment in property for councils is a growing trend – a third of councils have done so since 2010, spending more than £2.4 billion between them, but this is not the only major area of investment activity)
- More entrepreneurial councils are adopting innovative approaches such as place-based market offerings, working together locally to add social value and cross-boundary franchising
- For many councils, investing in commercial assets is key to developing anchor institutions that contribute to place – ranging from airports, business parks and forestry to GP surgeries and cinemas
- A 'beyond compliance' approach to governance of commercial activities is required by progressive councils wanting to do more with less

[Click on the report cover to download and read more](#)



Grant Thornton Publication

Challenge question:

Is your Authority considering the risks and governance issues for its commercialisation agenda?



Supply Chain Insights tool helps support supply chain assurance in public services

Grant Thornton UK LLP has launched a new insights and benchmarking platform to support supply chain assurance and competitor intelligence in public services.

The Supply Chain Insights service is designed for use by financial directors and procurement professionals in the public sector, and market leaders in private sector suppliers to the public sector. It provides users with a detailed picture of contract value and spend with their supply chain members across the public sector. The analysis also provides a robust and granular view on the viability, sustainability, market position and coverage of their key suppliers and competitors.

The platform is built on aggregated data from 96 million invoices and covers £0.5 trillion of spending. The data is supplemented with financial standing data and indicators to give a fully rounded view. The service is supported by a dedicated team of analysts and is available to access directly as an on-line platform.

Phillip Woolley, Partner, Grant Thornton UK LLP, said:

"The fall-out from the recent failure of Carillion has highlighted the urgent need for robust and ongoing supply chain monitoring and assurance. Supply Chain Insights provides a clear picture of your suppliers' activities across the sector, allowing you to understand risks, capacity and track-record. We think it's an indispensable resource in today's supplier market."



The tool enables you to immediately:

- access over 96 million transactions that are continually added to
- segment invoices by:
 - organisation and category
 - service provider
 - date at a monthly level
- benchmark your spend against your peers
- identify:
 - organisations buying similar services
 - differences in pricing
 - the leading supplier
- see how important each buyer is to a supplier
- benchmark public sector organisations' spend on a consistent basis
- see how much public sector organisations spend with different suppliers

Supply Chain Insights forms part of the Grant Thornton Public Sector Insight Studio portfolio of analytics platforms.

Click on Supply Chain Insights for more information.

Supply Chain Insights

Grant Thornton

Challenge question:

Has your Authority considered how our Supply Chain Insight tool can help support your supply chain assurance?



Cost Assurance

Did you know....

40

Number of Public Sector engagements to date

£125m

Annual spend analysed

£3.55m

Rebate opportunities identified

£1.1m

Fee income identified

2.84%

Error rate – rebates versus spend volume

55%

Of Public Sector engagements are Local Government

Our Cost Assurance service line provides Local Authorities with an independent and retrospective audit of their legacy telecommunications and utilities costs incurred during the past 6 years (as per the Statute of Limitation).

We find that there are repeat errors contained within a Suppliers' invoice arrangements – errors that aren't necessarily picked up by the end client. This is due to the fact that they tend to be contained in suppliers' billing systems 'at source' and are much further down the supply chain which the user won't necessarily have visibility of.

We are supported by a comprehensive library of legacy supplier pricing that has been collated since 2011. Our one aim is to ensure that the client has only paid for the services used during the period by:

- ensuring that bills presented by Suppliers' are in line with their contracts and relevant pricing mechanisms
- ensuring the client receives the Supplier refunds where errors have been identified by us
- ensuring consequential savings are identified and implemented immediately for the client

Our Cost Assurance work is based on a contingent-fee model and is supported by PSAA Ltd. Each of our Local Authority engagements include a fee cap to ensure governance and regulatory standards are maintained.

In summary, we are able to bring much needed financial benefit to the sector as well as providing insight into errors that may be prone to repeat offence by suppliers long after our work is concluded.

Grant Thornton Challenge question:

Has your Authority considered the potential for an independent review of telecommunications and utility costs?

Links

Grant Thornton website links

<https://www.grantthornton.co.uk/>

<http://www.grantthornton.co.uk/industries/publicsector>

<http://www.grantthornton.co.uk/en/insights/commercial-healthcheck-in-local-authorities/>

<http://www.cfoinsights.co.uk/>

<http://supplychaininsights.grantthornton.co.uk/>

PSAA website links

<https://www.psa.co.uk/audit-quality/reports-on-the-results-of-auditors-work/>

MHCLG website links

<https://www.gov.uk/government/consultations/proposed-changes-to-the-prudential-framework-of-capital-finance>

<https://www.gov.uk/government/publications/capital-finance-guidance-on-local-government-investments-second-edition>

<https://www.gov.uk/government/publications/capital-finance-guidance-on-minimum-revenue-provision-third-edition>

CIPFA website link

<http://www.cipfa.org/policy-and-guidance/publications/t/the-prudential-code-for-capital-finance-in-local-authorities-2017-edition-book>

National Audit Office link

<https://www.nao.org.uk/report/financial-sustainability-of-local-authorities-2018/>

<https://www.nao.org.uk/report/the-adult-social-care-workforce-in-england/>



grantthornton.co.uk

© 2017 Grant Thornton UK LLP. Confidential and information only.

'Grant Thornton' refers to the brand under which the Grant Thornton member firms provide assurance, tax and advisory services to their clients and/or refers to one or more member firms, as the context requires. Grant Thornton UK LLP is a member firm of Grant Thornton International Ltd (GTIL). GTIL and the member firms are not a worldwide partnership. GTIL and each member firm is a separate legal entity. Services are delivered by the member firms. GTIL does not provide services to clients. GTIL and its member firms are not agents of, and do not obligate, one another and are not liable for one another's acts or omissions. This proposal is made by Grant Thornton UK LLP and is in all respects subject to the negotiation, agreement and signing of a specific contract/letter of engagement. The client names quoted within this proposal are disclosed on a confidential basis. All information in this proposal is released strictly for the purpose of this process and must not be disclosed to any other parties without express consent from Grant Thornton UK LLP.