

Community Governance Review –summary of responses

07/11/2017

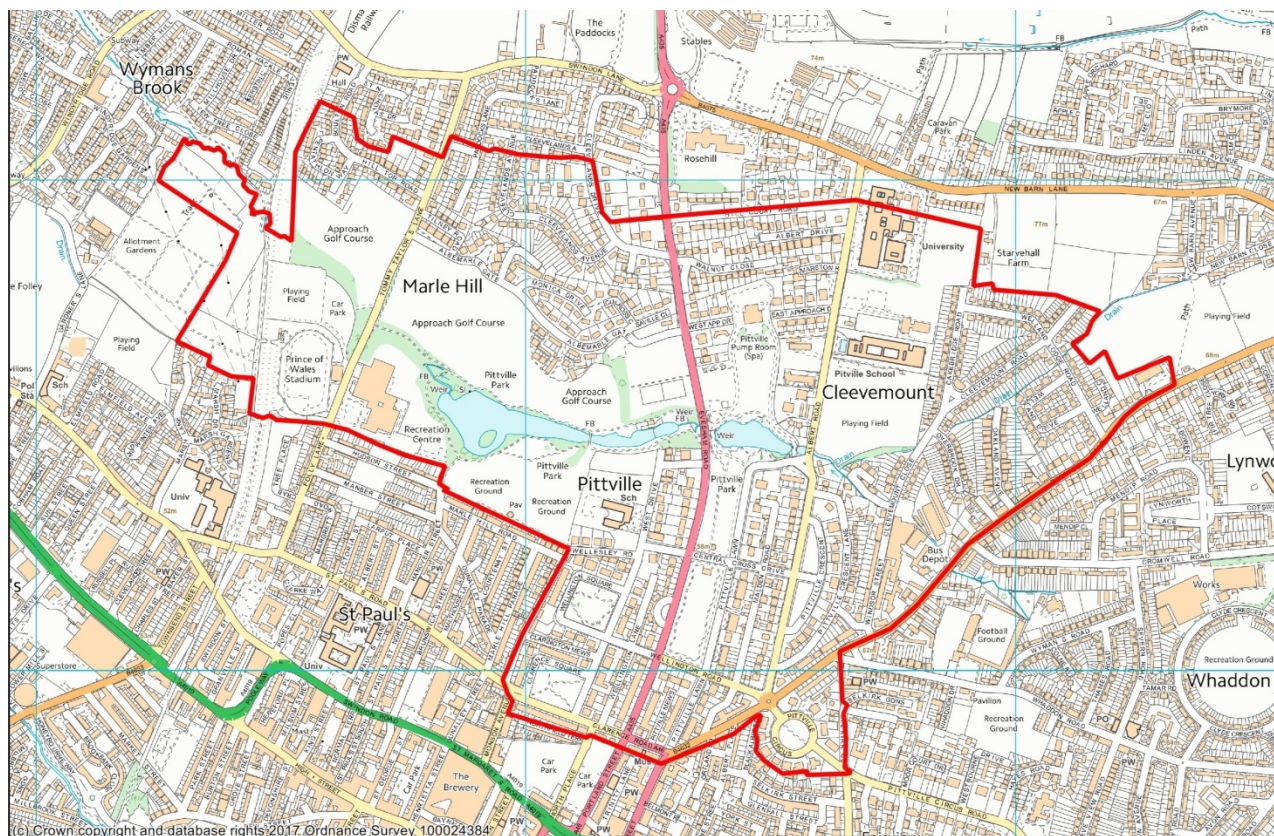
The figures below show the responses received to the consultation, undertaken by Cheltenham Borough Council that closed on 8th October 2017.

Overall count

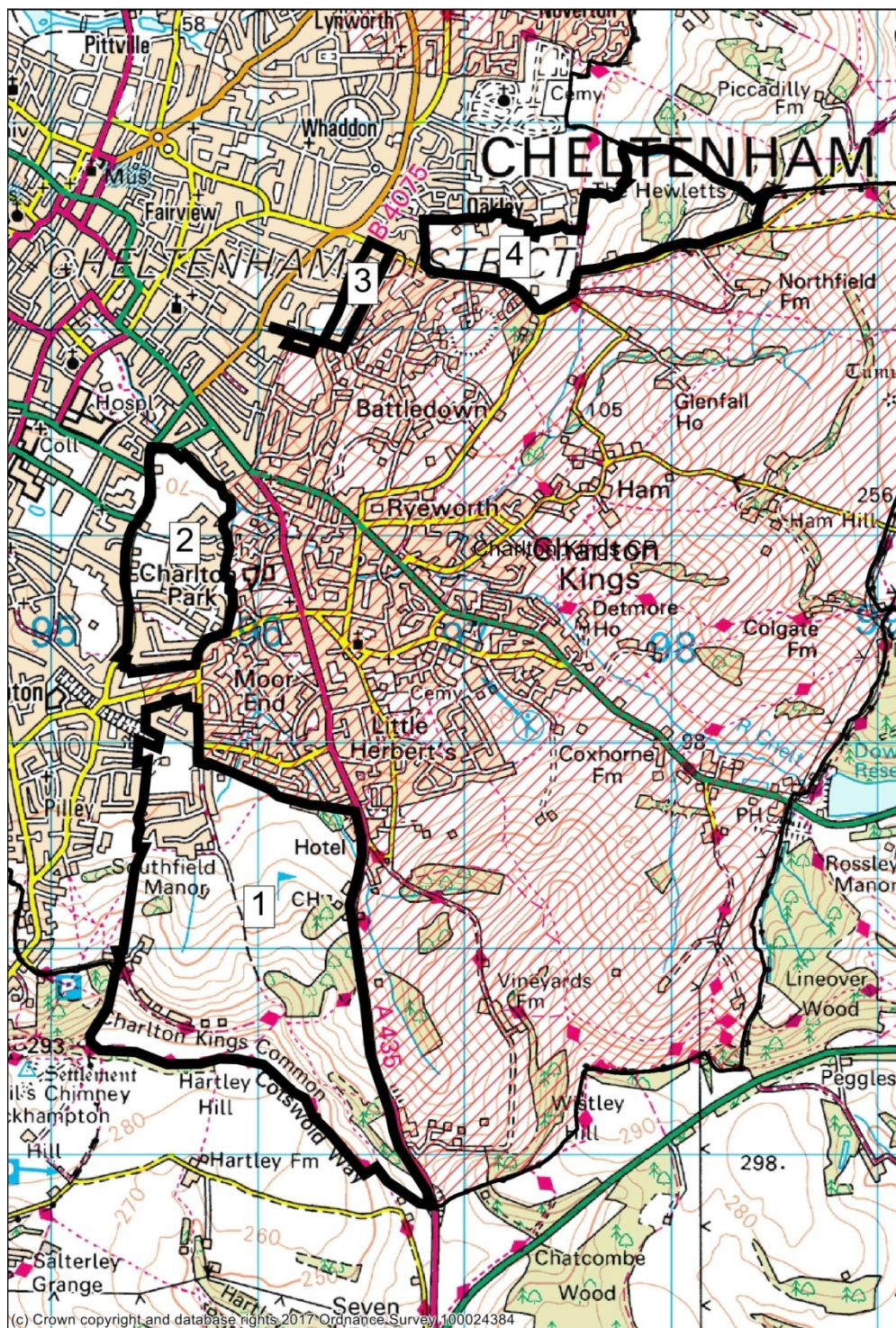
Area	Paper	Online	Total	Total issued	% return
Charlton Kings	367	84	451	1144	39.42
Leckhampton	655	131	786	3114	25.24
Pittville	1123	277	1400	3696	37.88
Up Hatherley	360	77	437	1421	30.75
Anomalies	10	0	10	21	47.62
Total	2515	569	3084	9396	32.82

Summary of responses

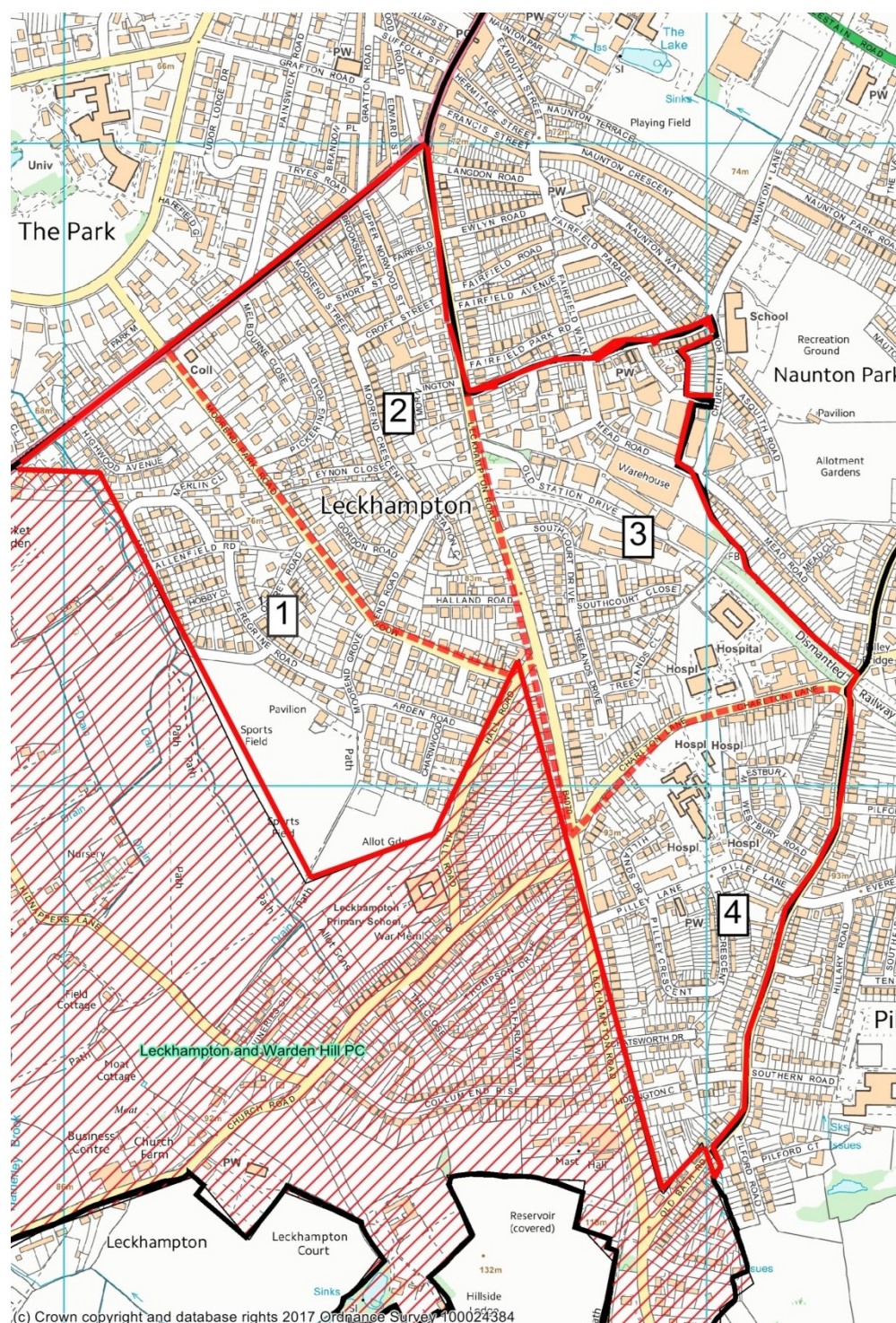
Total responses received	yes count	yes %	no count	no %	total responses
Pittville - total	571	40.79	829	59.21	1400



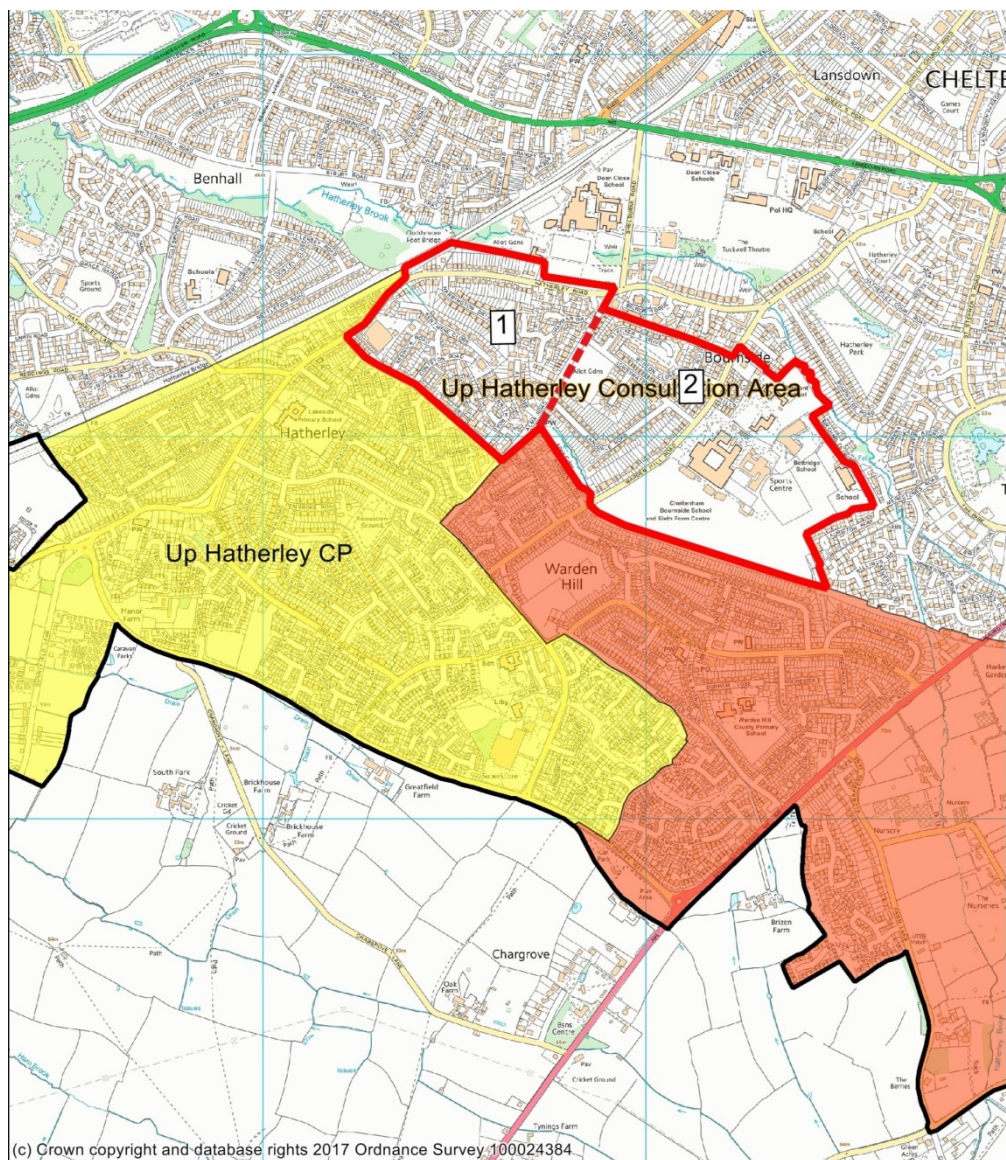
Total responses received	yes count	yes %	no count	no %	total responses
Charlton Kings 1	118	67.82	56	32.18	174
Charlton Kings 2	124	55.11	101	44.89	225
Charlton Kings 3	18	75.00	6	25.00	24
Charlton Kings 4	23	82.14	5	17.86	28
Charlton Kings - total	283	62.75	168	37.25	451



Total responses received	yes count	yes %	no count	no %	total responses
Leckhampton 1	119	63.30%	69	36.70%	188
Leckhampton 2	137	55.02%	112	44.98%	249
Leckhampton 3	96	57.14%	72	42.86%	168
Leckhampton 4	88	48.62%	93	51.38%	181
Leckhampton - total	440	55.98%	346	44.02%	786



Total responses received	yes count	yes %	no count	no %	total responses
Up Hatherley 1	166	66.14	85	33.86	251
Up Hatherley 2	88	47.31	98	52.69	186
Up Hatherley total	254	58.12	183	41.88	437



Total responses received	yes count	yes %	no count	no %	total responses
Merestones	2	40.00	3	60.00	5
St. Nicholas Drive	3	60.00	2	40.00	5

Merestones Drive

These two properties were required by the review to have a full consensus for the changes to go ahead. As one property voted yes and the other no, no change will take place.

St Nicholas Drive: Electors in three properties voted; the majority voted for their area to be included as part of Prestbury Parish Council